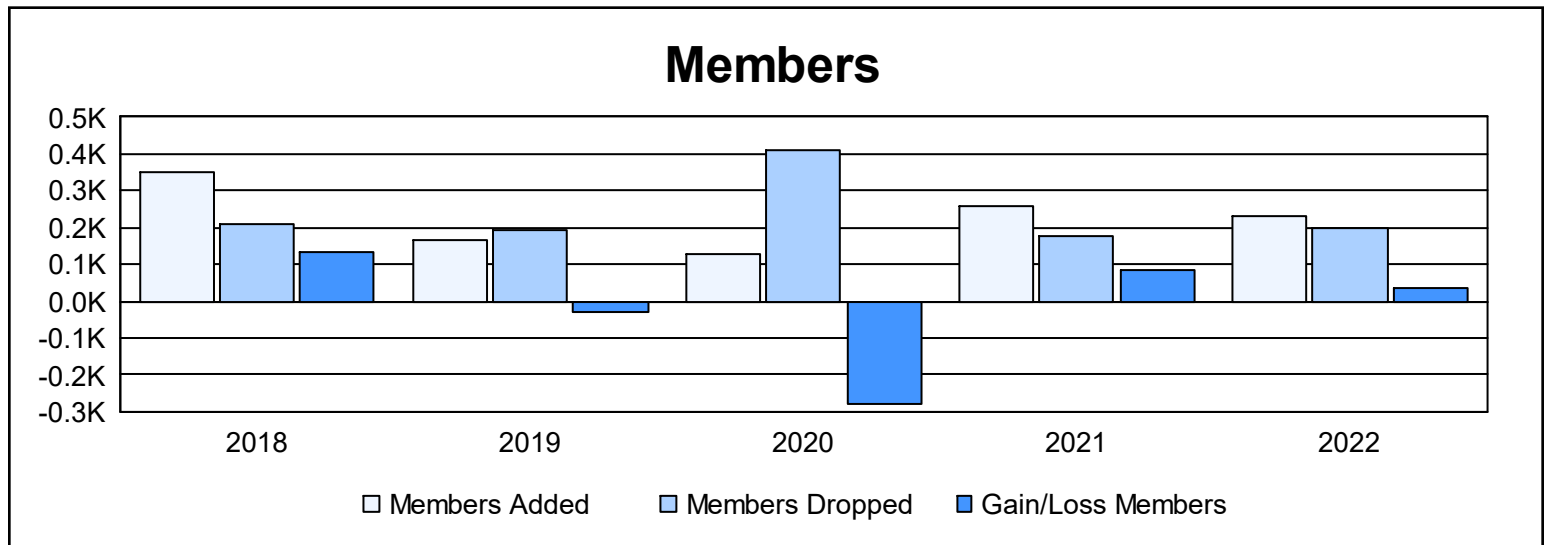
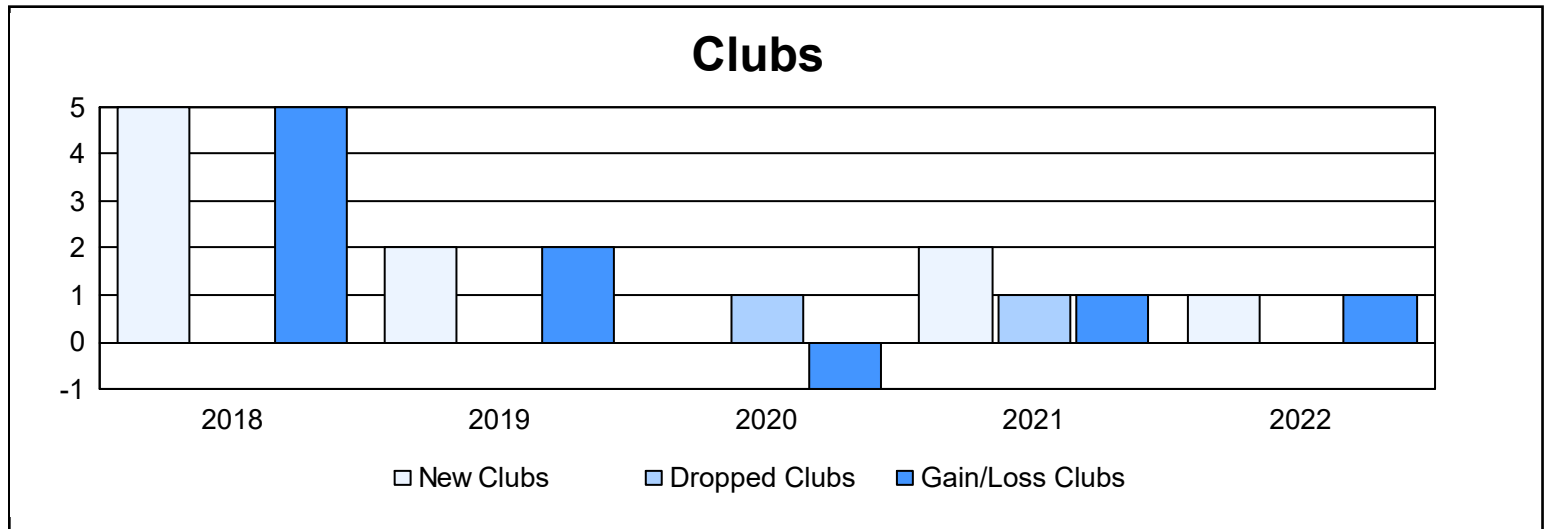
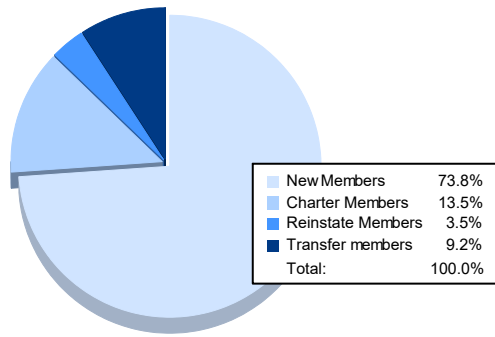


Year	New Clubs	Dropped Clubs	Gain/ Loss Clubs	New Members	Charter Members	Reinstate Members	Transfer Members	Total Member Added	Total Members Dropped	Gain/ Loss Members
2017-2018	5	0	5	225	119	1	3	348	212	136
2018-2019	2	0	2	108	48	6	3	165	195	-30
2019-2020	0	1	-1	86	14	14	14	128	408	-280
2020-2021	2	1	1	137	72	29	21	259	177	82
2021-2022	1	0	1	169	31	8	21	229	196	33
<b>Average</b>	<b>2</b>	<b>0</b>	<b>2</b>	<b>145</b>	<b>57</b>	<b>12</b>	<b>12</b>	<b>226</b>	<b>238</b>	<b>-12</b>



### Membership Composition June 2022 Cumulative



### Gender Composition June 2022 Cumulative

